

Line Up

Eight products of Roll Type and six products of Sheet Type are supplied according to pressure level. Select appropriate Prescale.

Product (Code)	Pressure range [MPa] 1MPa≒10.2kgf/cm ²		Roll Type Product size W(mm)×L(m)	Sheet Type Product size W(mm)×L(mm)	Type			
	0.05 7.25	0.2 29				0.5 36.8	0.6 47.4	2.5 303
		Pressure range [psi] 1psi≒6895pa						
Super high pressure (HHS)	0.05 ~ 0.2		270 × 10	270 × 200 (5 sheets)	Mono-sheet			
High pressure (HS)	0.2 ~ 0.5		270 × 10	270 × 200 (5 sheets)	Mono-sheet			
Medium pressure (MS)	0.5 ~ 0.6		270 × 10	270 × 200 (5 sheets)	Mono-sheet			
Medium pressure (MW)	0.6 ~ 2.5		270 × 10	—	Two-sheet			
Low pressure (LW)	2.5 ~ 10		270 × 10	270 × 200 (5 sheets)	Two-sheet			
Super low pressure (LLW)	10 ~ 50		270 × 6	270 × 200 (5 sheets)	Two-sheet			
Ultra super low pressure (LLLW)	50 ~ 130		270 × 5	270 × 200 (5 sheets)	Two-sheet			
Extreme low pressure (4LW)	130 ~ 300		310 × 3	—	Two-sheet			

Notes: W in the product codes indicates two-sheet type, S indicates mono-sheet type

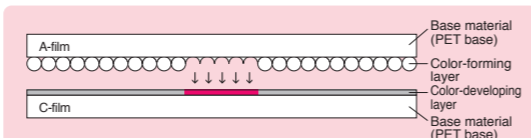
Technology

Two-sheet type extreme low pressure, ultra super low pressure, super low pressure, low pressure, medium pressure (5 types)

Composed of two kinds of films: A-film and C-film

- **A-film:** Base material (PET base) coated with a color-forming material (microcapsules)
- **C-film:** Base material (PET base) coated with a color-developing material

The coated sides of each film (color-forming and color-developing) must face each other. These are the sides with the matt finish. When pressure is applied, the microcapsules are broken and the color-forming material transfers to the color-developing material and reacts, thereby generating a red color.

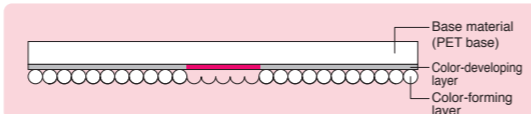


Mono-sheet type medium pressure, high pressure, super high pressure (3 types)

Measurement is possible with a single sheet of film.

- **A color-developing material and color-forming material (microcapsules) are coated, one above the other, on a single base material (PET base).**

When pressure is applied, the microcapsules are broken and the color-developing material absorbs the color-forming material and reacts, thereby generating a red color.



Specification and Operational Environment

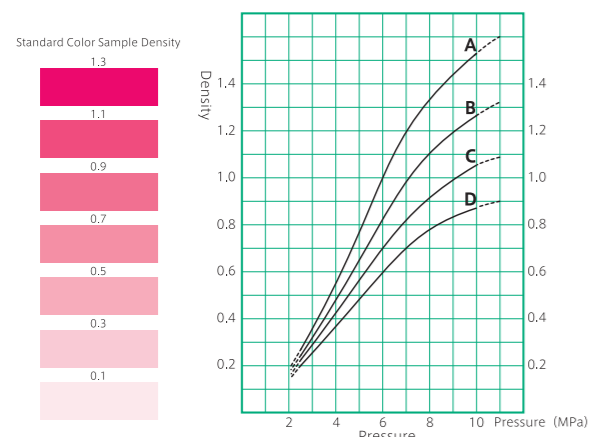
Prescale(Two-sheet type/Mono-sheet type)			
Accuracy	±10% or less(when measured with densitometer at 23°C/73.4°F, 65% RH)		
Recommended temperature	20°C~35°C(68°F ~95°F)*1	Recommended humidity	35%RH~80%RH*2,*3
Thickness	Mono-sheet : ca.110μ Two-sheet : A-film : ca.90μm, C-film : ca.90μm *Each type of products has different thickness.		

*1: 4LW, HHS:15 ~ 30°C *2: 4LW:20%RH ~ 75%RH *3: HHS:35%RH ~ 70%RH

Pressure Chart (Low Pressure < LW > case)

Continuous pressure

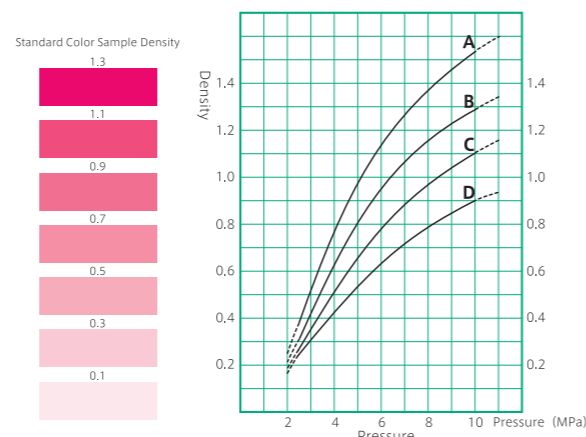
Measurement pressure range: Low pressure (2.5~10MPa)
Pressure application condition: Time to reach the pressure 2min.
Time of retention at the pressure 2min.



As the pressure indicated by the broken line may exceed the permissible error range, please use the data for reference purpose only.

Momentary pressure

Measurement pressure range: Low pressure (2.5~10MPa)
Pressure application condition: Time to reach the pressure 5sec.
Time of retention at the pressure 5sec.



As the pressure indicated by the broken line may exceed the permissible error range, please use the data for reference purpose only.

*: Talking the temperature and humidity condition into consideration, select a curve among A, B, C and D.

*Specifications and performance capabilities are subject to change without notice.

FUJIFILM
Value from Innovation

PRESCALE

Pressure Measurement Film PRESCALE

PRODUCTS GUIDE

The only film in the world for measuring pressure and pressure distribution



An Introduction to a Wide Range
of Applications and
Measurement Techniques



FUJIFILM

FUJIFILM Corporation

<http://www.fujifilm.com/products/prescale/>

<https://www.fujifilm.com/products/prescale/guide/index.html>

Ref. No. IB-0807E5 (FFBX-17-01-F1099) Printed in Japan © FUJIFILM Corporation

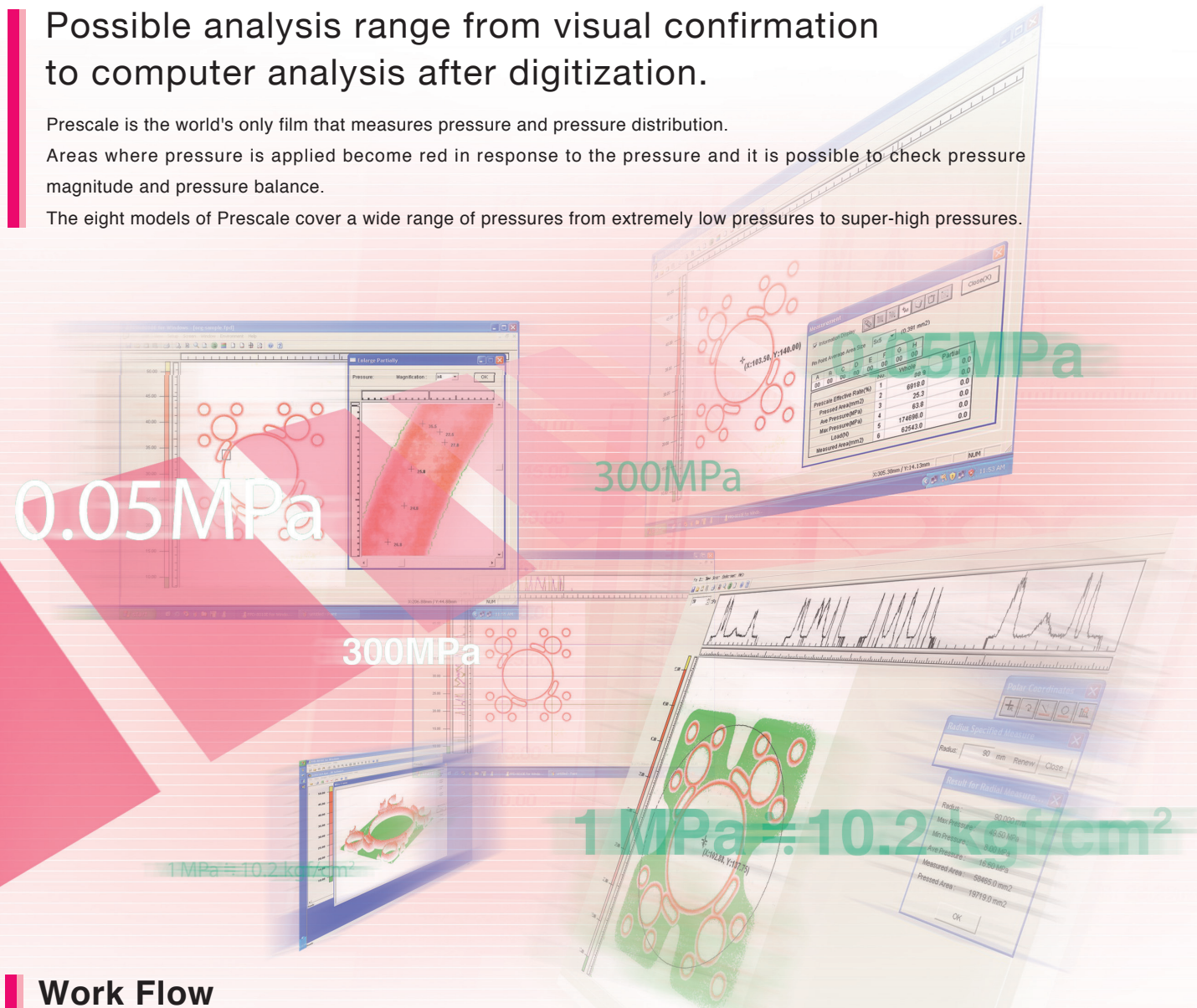
Simply insert and measure pressure distribution by color density.

Possible analysis range from visual confirmation to computer analysis after digitization.

Prescale is the world's only film that measures pressure and pressure distribution.

Areas where pressure is applied become red in response to the pressure and it is possible to check pressure magnitude and pressure balance.

The eight models of Prescale cover a wide range of pressures from extremely low pressures to super-high pressures.



Enables anyone to measure pressure easily.
Just insert between two surfaces.

EASY VISUAL CHECK

- Measure pressure by color density
- Not just force at a single location, it measures the distribution of it

EASY OPERATION

- No power source required
- Cut and fit any dimensions

EASY DIGITIZATION

- Digitize by scanner
- Convert pressure density into quantifiable values

Higher quality

Compared to estimating pressure from the results of trial or actual production runs, measuring pressure with Prescale enables accurate mechanical setting and adjustment.

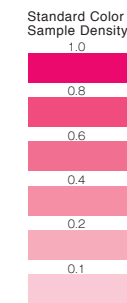

Higher productivity

Since mechanical device setting and adjustment, as well as switching between production items, can be performed based on measurement results; these take less time and have fewer defects.

Troubleshooting

Even if a defect occurs, mechanical and device states can be checked by measuring pressure and pressure distribution; using Prescale to quickly investigate the cause of the problem.

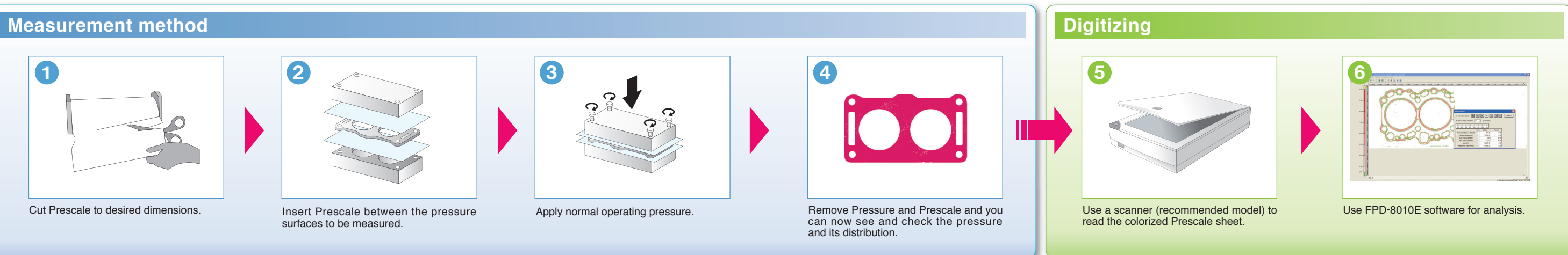
Visualization of surface pressure by color change




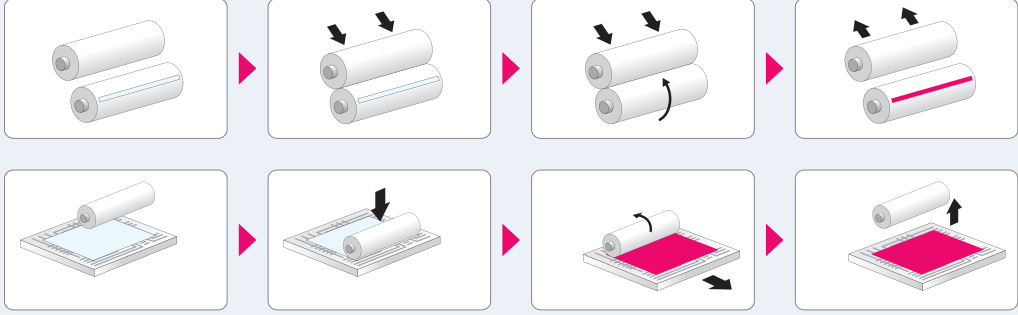

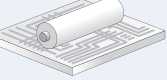
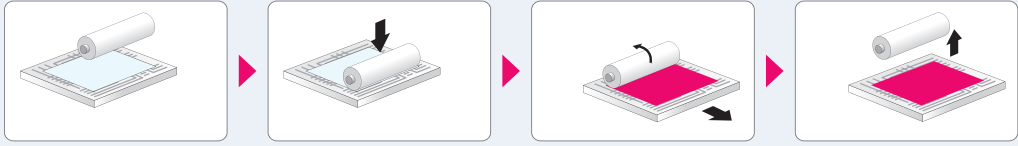

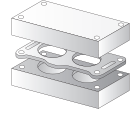
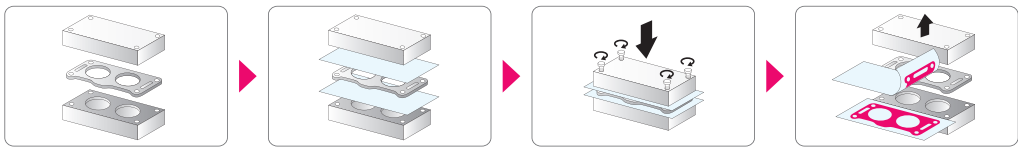


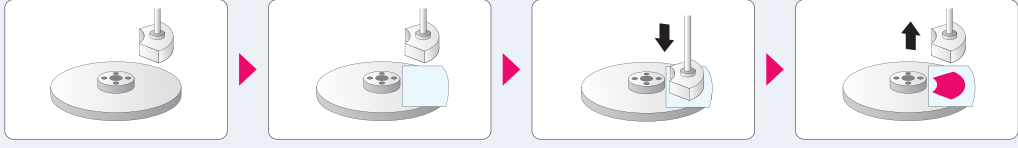

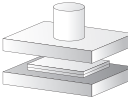
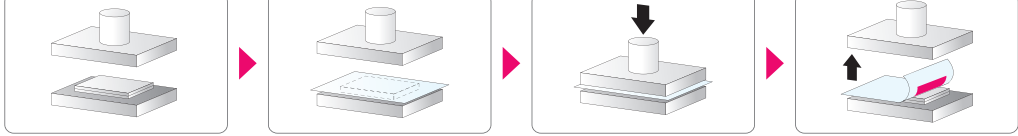

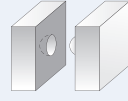



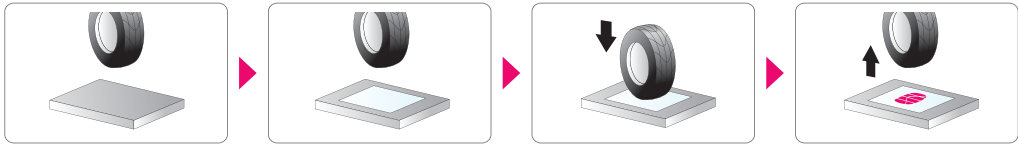


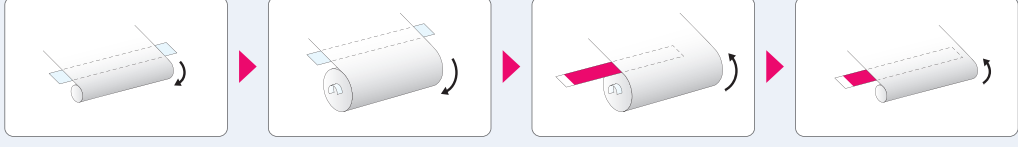

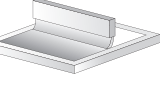
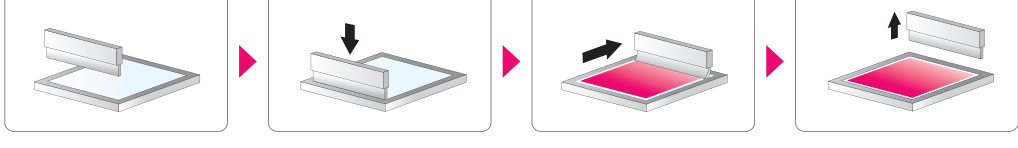


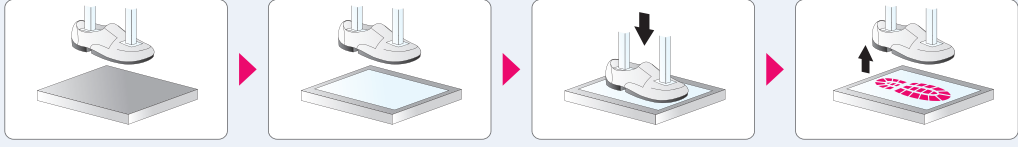

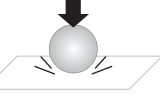
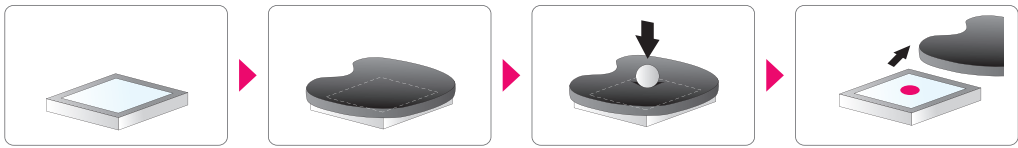

Pressure is detected by color density; unevenness and bias in surface pressure distribution can be checked.

Areas of the film where pressure is applied become red and the color density varies according to the intensity of the applied pressure. The density of red allows visual evaluation of the strength of the pressure. Also, scanning allows a quantifiable pressure map analysis to be performed.

Work Flow



Wide Range of Applications and Measurement Techniques

Examples of measurement types	Industries	Applications	Measurement methods	Measurement results
 Nip pressure	<ul style="list-style-type: none"> Pulp & Paper Chemical FPDs Touch panels Semiconductor Office machine PCBs Electronics Li-ion battery 	<ul style="list-style-type: none"> Pressure between nip rolls and calendar rolls, e.g., paper machines, coating machines Pressure between electrophotographic neat fixing parts Pressure between embossing rolls Pressure between lamination rolls Nip pressure of high-performance films Bonding pressure of polarizing plates, OCA or Cover glass Bonding pressure of BG tapes Bonding pressure of DFR lamination Nip pressure of coating machine for electrode Conveyor nip roll pressure 		
 Roll/plate contact pressure				
 Tightening pressure	<ul style="list-style-type: none"> Automobile Machinery Aerospace 	<ul style="list-style-type: none"> Pressure of fastened surfaces, e.g., engines, gearboxes, turbines, valves, pumps, hydraulic, cylinders, bolted joints and compressors Sealing performance of gaskets, seals, and O-rings 		
 Contact pressure	<ul style="list-style-type: none"> Automobile Electronics 	<ul style="list-style-type: none"> Contact pressure of brakes, clutch plates, and pistons Contact pressure of spot-welding machines Contact pressure of IC heat sinks 		
 Compression pressure	<ul style="list-style-type: none"> PCBs Ceramic devices FPDs Semiconductor Photovoltaics Fuel cell Smartphones Electronics Aerospace Conveyor belt 	<ul style="list-style-type: none"> Bonding pressure of laminated print substrates Bonding pressure for laminated ceramic devices Bonding pressure for LCD panels ACF bonding pressure Press pressure of vacuum laminator Bonding pressure of fuel cell stacks Bonding pressure of smartphones Composite layup pressure Wafer bonding pressure Bonding pressure of vulcanizers 		
 Contact conditions	<ul style="list-style-type: none"> Machinery Automobile Packaging Li-ion battery Semiconductor Injection molding Printing 	<ul style="list-style-type: none"> Contact condition of press dies Balance checking of press machines Contact condition of heat seal bars Contact condition of press machines for adhesion Contact condition of CMP polishing head Contact condition of suction jig for die bonding Contact condition of molds Blanket cylinder pressure of printing machines 		
 Support pressure	<ul style="list-style-type: none"> Automobile 	<ul style="list-style-type: none"> Support pressure for tires and caterpillar tracks Support pressure for machines, bridge beams, and tanks 		
 Winding pressure	<ul style="list-style-type: none"> Pulp & Paper Chemical 	<ul style="list-style-type: none"> Winding pressure for high-performance films and paper Winding pressure of coils 		
 Squeegee pressure	<ul style="list-style-type: none"> PCBs Ceramic devices Electronics Printing Photovoltaics 	<ul style="list-style-type: none"> Squeegee pressure for screen-printing e.g., print substrates, green sheets for ceramic devices 		
 Medical pressure	<ul style="list-style-type: none"> Medical 	<ul style="list-style-type: none"> Pressure on soles of human feet and on soles of shoes Cavitation pressure Orthopedics Bone plate pressure, bone joint pressure, tooth alignment and pressure, mastication analysis, biomedical, and ergonomics 		
 Impact pressure	<ul style="list-style-type: none"> Others 	<ul style="list-style-type: none"> Functional testing of equipment for baseball, golf, etc. Package drop testing Impact pressure of water jets Pressure on freight during transportation Impact pressure on bumpers and airbags 		

* Refer to details of Prescale types on the back for measurable pressure range

Pressure Digitizing and Analysis



Fuji Digital Analysis System
for Prescale

FPD-8010E



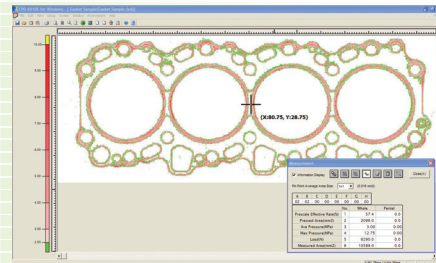
Colorized Prescale is digitized using a scanner and converted into numerical data by software. Various pressure analyses can be conducted.

The FPD-8010E converts Prescale pressure values into numerical data and is a various methods of analysis. In order to make Prescale data even more useful, we will meet your requirements for converting to numerical data, saving data and performing data analysis.



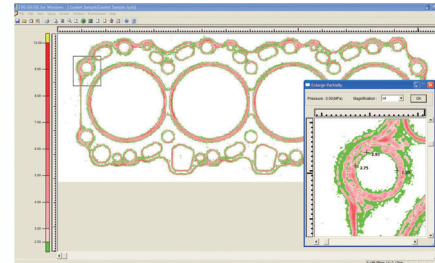
Functions

Overall Measurement



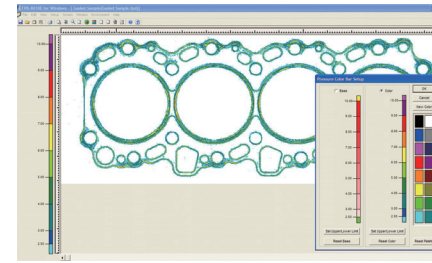
Various data such as average pressure and maximum pressure are displayed.

Partial Enlargement



The specified field is enlarged. (x4,x8,x16) Pin point pressure values can be displayed on the image.

Changing the pressure Bar Setting

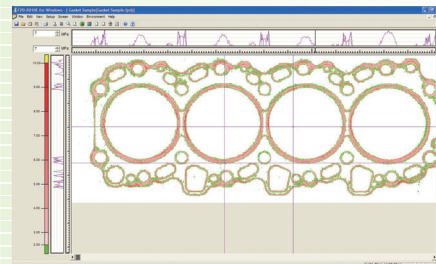


The colored pressure bar and the pressure bar boundary can be changed.

Text Data Output


Pressure data is exported to a text file.

Pressure Cross Section



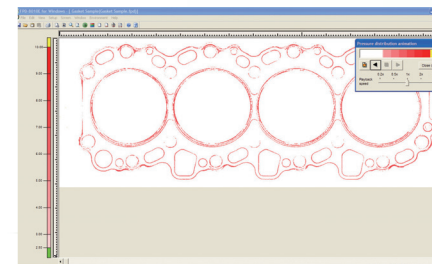
Pressure distribution on a line passing through a specified point is shown on a line graph.

Wire Frame



Pressure is displayed in 3-D format.

Pressure Distribution Animation



Step-by-step pressure values are displayed in an animated format.

Total Weight Distribution

The upper and left segments of the total pressure are displayed on a bar graph.

Histogram Analysis

Pressure on the circumference is displayed as a histogram.

Printing and Saving

The displayed screen and data can be printed. After stored data is re-loaded and displayed, you can store it.

Specifications

Product Name	FUJIFILM PRESSURE DISTRIBUTION MAPPING SYSTEM for PRESCALE
Model	FPD-8010E
Main Functions	Prescale image input function Pressure distribution display function/ Pressure data output function 3D display function / polar coordinate display function
Scan Sizes	Single Read : 297mm x 210mm (11.7 in x 41.3 in) Maximum : 891mm x 1050mm (35.1 in x 41.3 in)
Resolution	0.125 (200dpi), 0.25 (100dpi), 0.5, 1, 2mm sq.
Dedicated Cover Weight	570g

Dedicated Cover Dimensions	70 (H) x 290 (W) x 364 (D) mm
Packed Items	Dedicated software, dedicated cover, calibration sheet, installation manual, software license.
Scanner	Please ask your dealer for information on recommended scanner types.

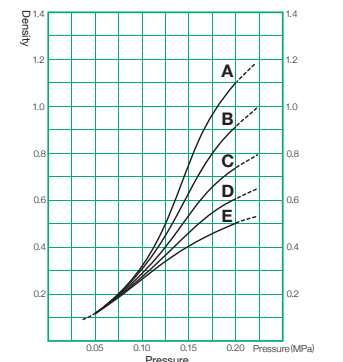
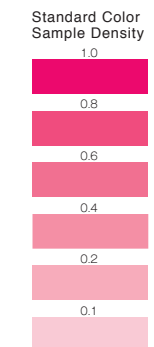
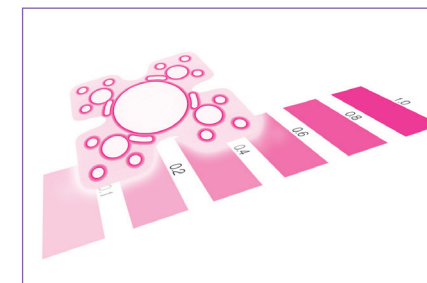
Recommended Software Environment

OS	Windows XP, Vista and 7(32 / 64bit)
CPU	Pentium® III 1GHz or Higher
Memory	512MB or more
Display	XGA or better, 65,000 colors or more

Visual Evaluation (Reference Chart)

Visual Chart

Using Prescale with the reference charts allows visual evaluation. Using the reference charts provided for each product type makes it possible to measure pressure values by viewing the Prescale color density.



Visual evaluation of density from standard color samples.